



# SAFETY COMPLIANCE CHECKLIST


**Chorus**  
Level 10, State Insurance Tower  
1 Willis Street  
Wellington 6011  
Phone: 0800 600 100 / +64 9 300 1660  
<https://www.chorus.co.nz>


## LADDER INSPECTION


Islington Exchange  
851 HALSWELL JUNCTION  
RD, ISLINGTON, CHRISTCHURCH  
CITY



<b>Date of Inspection: 21/10/2015</b>	<b>Report Generated Date: 29/10/2015</b>	<b>Name of Inspector: James Ambrose</b>
---------------------------------------	--	---

Location Details		Material Details		Type Details		Photographs
<b>Ladder No. Identifier :</b>	ISL-03	<b>Material :</b>	Wood	<b>Structure Type :</b>	A-Frame	
<b>Category :</b>	A - Moveable	<b>Height :</b>	Large			
<b>Comments:</b>						

Location Details		Material Details		Type Details		Photographs
<b>Ladder No. Identifier :</b>	ISL-01	<b>Material :</b>	Wood	<b>Structure Type :</b>	Travelling (MDF)	
<b>Category :</b>	C - Moveable on fixed path	<b>Height :</b>	Large			
<b>Comments:</b>						

Location Details		Material Details		Type Details		Photographs
<b>Ladder No. Identifier :</b>	ISL-02	<b>Material :</b>	Wood	<b>Structure Type :</b>	Travelling (MDF)	
<b>Category :</b>	C - Moveable on fixed path	<b>Height :</b>	Large			
<b>Comments:</b>						